



THE BEST DETECTORS FOR THE RIGHT APPLICATION. **ESY!**

**PRESENCE- AND
MOTION DETECTORS
EASY TO SELECT**

APPLICATIONS

FOR PRESENCE- AND MOTION DETECTORS


Recommended detectors*

Room	Installation type	230 V (ON/OFF)		DALI		KNX	
		Product name	Item no.	Product name	Item no.	Product name	Item no.
CORRIDORS							
	Recessed mounting	PD-C 360i/32 Corridor or MD-C 360i/32 Corridor	EP10428180 EP10428128			PD-C 360i/32 KNX	EP10427794
	Surface mounting	PD-C 360i/32 Corridor or MD-C 360i/32 Corridor with COMPACT MOUNTING BOX IP20 SM WH	EP10428180 EP10428128 EP10425370			PD-C 360i/32 KNX with COMPACT MOUNTING BOX IP20 SM WH	EP10427794 EP10425370
	Wall recessed mounting	MD 180i/16 Basic	EB10430459			PD-C 180i KNX	EP10426445
STAIRCASES							
	Recessed mounting	MD-C 360i/8	EP10055393				
	Surface mounting	MD-C 360i/8 with COMPACT MOUNTING BOX IP54 SM WH	EP10055393 EP10425905				
	Wall recessed mounting	MD 180i/16 Basic	EB10430459			PD-C 180i KNX	EP10426445
SIDE ROOMS							
	Surface mounting	MD 360i/8 Basic or MD 360i/24 Basic	EB10430428 EB10430862				
	Surface mounting	MD 360i/8 Basic SMB or MD 360i/24 Basic SMB	EB10430466 EB10430909				
	Wall recessed mounting	MD 180i/16 Basic	EB10430459				
WAREHOUSE							
	Recessed mounting	PD-C 360i/32 Warehouse	EP10423062				
	Surface mounting	PD-C 360i/32 Warehouse with COMPACT MOUNTING BOX IP54 SM WH	EP10423062 EP10425905				
SANITARY FACILITIES							
	Recessed mounting	PD-C 360i/8 MIC	EP10425882			PD-C 360i/8 KNX UP	EP10427404
	Surface mounting	PD-C 360i/8 MIC with COMPACT MOUNTING BOX IP54 SM WH	EP10425882 EP10425905			PD-C 360i/8 KNX UP with Surface-mounted box C IP54 white	EP10427404 EP10425905
	Wall recessed mounting	MD 180i/16 Basic or MD 180i/R	EB10430459 EM10055010			PD-C 180i KNX	EP10426445
CANTEENS							
	Recessed mounting			PD-C 360i/24 DUO DALI	EP10427459	PD-C 360i/24 KNX UP	EP10427428
	Surface mounting			PD-C 360i/24 DUO DALI with Surface-mounted box C IP20 white	EP10427459 EP10425370	PD-C 360i/24 KNX UP with COMPACT MOUNTING BOX IP54 SM WH	EP10427428 EP10425370
OUTDOOR AREAS							
	Wall- or ceiling mounting with pivot socket	RC 230i white	EM10015311			RC 230 KNX white	EM10015472
	Wall- or ceiling mounting with flexible sensor head	DEFENSOR MD 230° 40 IR 1C IP55 WH	EM10025372				
HOUSE ENTRANCE RANGE							
	Wall mounting	DEFENSOR MD 200° 24 IR 1C IP55 WH	EM10025358				
	Wall mounting (with corner socket at the corner of the house)	MD 200 white with MD Corner bracket white	EM10025310 EM10025518				
	Wall mounting	MD-W 200i white	EM10041006				

APPLICATIONS

FOR PRESENCE- AND MOTION DETECTORS

Recommended detectors*

Room	Installation type	230 V (ON/OFF)		DALI		KNX	
		Product name	Item no.	Product name	Item no.	Product name	Item no.
SINGLE OFFICE STANDARD							
	 Recessed mounting			PD-C 360i/8 DUO DALI	EP10427442	PD-C 360i/8 KNX UP	EP10427404
	 Surface mounting			PD-C 360i/8 DUO DALI with COMPACT MOUNTING BOX IP20 SM WH	EP10427442 EP10425370	PD-C 360i/8 KNX UP with COMPACT MOUNTING BOX IP20 SM WH	EP10427404 EP10425370
SINGLE OFFICE EXCLUSIVE							
	 Recessed mounting			PD-FLAT 360i/8 RW DALI**	EP10427541	PD-FLAT 360i/8 RW KNX	EP10451706
	 Flush ceiling installation with glass cover			PD-FLAT 360i/8 RW DALI** with FLAT COVER GLASS ROUND WH	EP10427541 EP00007255	PD-FLAT 360i/8 RW KNX with FLAT COVER GLASS ROUND WH	EP10451706 EP00007255
OPEN-PLAN OFFICES							
	 Recessed mounting	PD-C 360i/24	EP10428067	PD-C 360i/24 DUO DALI	EP10427459	PD-C 360i/24 KNX UP	EP10427428
	 Surface mounting	PD-C 360i/24 with COMPACT MOUNTING BOX IP20 SM WH	EP10428067 EP10425370	PD-C 360i/24 DUO DALI with COMPACT MOUNTING BOX IP20 SM WH	EP10427459 EP10425370	PD-C 360i/24 KNX UP with COMPACT MOUNTING BOX IP20 SM WH	EP10427428 EP10425370
MEETING ROOMS							
	 Recessed mounting with multi-sensor					PD-ATMO 360i/8 0 KNX	EP10427220
	 Recessed mounting			PD-FLAT 360i/8 RW DALI**	EP10427541	PD-FLAT 360i/8 RW KNX	EP10451706
	 Flush ceiling installation with glass cover			PD-FLAT 360i/8 RW DALI** with FLAT COVER GLASS ROUND WH	EP10427541 EP00007255	PD-FLAT 360i/8 RW KNX with FLAT COVER GLASS ROUND WH	EP10451706 EP00007255
CLASSROOMS							
	 Recessed mounting with multi-sensor					PD-ATMO 360i/8 0 KNX	EP10427220
	 Recessed mounting			PD-C 360i/24 DUO DALI	EP10427459	PD-C 360i/24 KNX UP	EP10427428
	 Surface mounting			PD-C 360i/24 DUO DALI with COMPACT MOUNTING BOX IP20 SM WH	EP10427459 EP10425370	PD-C 360i/24 KNX UP with COMPACT MOUNTING BOX IP20 SM WH	EP10427428 EP10425370
PATIENT ROOMS							
	 Recessed mounting	PD-C 360i/8	EP10425059	PD-C 360i/8 DUO DALI	EP10427442	PD-C 360i/8 KNX UP	EP10427404
	 Surface mounting	PD-C 360i/8 with COMPACT MOUNTING BOX IP54 SM WH	EP10425059 EP10425905	PD-C 360i/8 DUO DALI with COMPACT MOUNTING BOX IP54 SM WH	EP10427442 EP10425905	PD-C 360i/8 KNX UP with COMPACT MOUNTING BOX IP54 SM WH	EP10427404 EP10425905
	 Flush ceiling installation	PD-CE 360i/8	EP10510700				
ENTRANCE AREAS							
	 Flush ceiling installation with glass cover	PD-FLAT 360i/8 RW with FLAT COVER GLASS ROUND WH	EP10427930 EP00007255	PD-FLAT 360i/8 RW DALI** with FLAT COVER GLASS ROUND WH	EP10427541 EP00007255	PD-FLAT 360i/8 RW KNX with FLAT COVER GLASS ROUND WH	EP10451706 EP00007255
	 flush ceiling installation miniaturized	PD-C 360i/8 mini	EP10426025	PD-FLAT 360i/8 mini DALI** or PD-FLAT 360i/6 mini DALI**	EP10427510 EP10427503	PD-C 360i/8 mini KNX	EP10426155






















Topseller

- WH = white
- BK = black
- BR = brown
- SST = stainless steel effect
- RD = round
- SQ = square

* When selecting products, the applicable standards and regulations must be observed as a minimum requirement
 ** With KNX power supply 640mA (EC10430565) as accessory (order separately)

MOTION DETECTORS

INDOOR

	Ceiling detectors				Wall detectors	Installation height	Protection type	integrated acoustic sensor	Light channel switching	Light channel regulating	HVAC channel switching	Switching output (relay)	Push button input	Remote control	New product
COMPACT SERIES – CONTROL IN UNIFORM DESIGN															
	∅ 8 m, 360°	∅ 24 m, 360°	∅ 32 m, 360°	32 m (elliptical), 360°	∅ 16 m, 180°										
															
230 V (ON/OFF)	MD-C 360i/8 EP10055393	MD-C 360i/24 EP10055317	MD-C 360i/32 EP10427749	MD-C 360i/32 Corridor EP10428128		8-3 - 5 m 24/32-3 - 10 m 40-3 - 15 m	IP20, IP54 with surface-mounted box	1				1	1	Mobil-PDi/MDi ESY-Pen	★
	MD-C 360i/8 WAGO WINSTA EP10424809	MD-C 360i/24 WAGO WINSTA EP10424816		MD-C 360i/32 Warehouse EP10428197		8-3 - 5 m 24-3 - 10 m 40-3 - 15 m	IP20, IP54 with surface-mounted box	1				1	1	Mobil-PDi/MDi ESY-Pen	★
	MD-C 360i/8 MIC EP10425875					3 - 5 m	IP20, IP54 with surface-mounted box	• 1				1	1		
COMPACT EXPRESS SERIES – SPECIAL DESIGN FOR SYSTEM CEILINGS															
	∅ 8 m, 360°	∅ 8 m, 360°	∅ 24 m, 360°	∅ 24 m, 360°											
															
230 V (ON/OFF)	MD-CE 360i/8 WIELAND GST EP10510007	MD-CE 360i/8 WIELAND GST EP10510014	MD-CE 360i/24 WIELAND GST EP10510021	MD-CE 360i/24 WIELAND GST EP10510038		8-3 - 5 m 24-3 - 10 m	IP40	1				1	1	Mobil-PDi/MDi ESY-Pen	
		MD-CE 360i/8 WAGO WINSTA EP10510045		MD-CE 360i/24 WAGO WINSTA EP10510052		8-3 - 5 m 24-3 - 10 m	IP40	1				1	1	Mobil-PDi/MDi ESY-Pen	
COMPACT MINI SERIES – QUALITY SENSORS IN THE SMALLEST FORMAT															
	∅ 6 m, 360°	∅ 8 m, 360°	∅ 12 m, 360°												
															
230 V (ON/OFF)	MD-C 360i/6 mini EP10425851	MD-C 360i/8 mini EP10426001	MD-C 360i/12 mini EP10426018			3 - 5 m	IP55	1				1	1	Mobil-PDi/MDi Mobil-RCi-M ESY-Pen	
	MD-C 360i/6 mini 12V EP10425776	MD-C 360i/8 mini-3m EP10427008				3 - 5 m	IP55	1				1	1	Mobil-PDi/MDi ESY-Pen	
FLAT SERIES – ENERGY EFFICIENCY IN ELEGANT, FLAT DESIGN															
	∅ 8 m, 360°	∅ 8 m, 360°	∅ 8 m, 360°	∅ 8 m, 360°											
															
230 V (ON/OFF)	MD-FLAT 360i/8 RW EP10427886	MD-FLAT 360i/8 SW EP10427893	MD-FLAT-E 360i/8 RW EP10428548	MD-FLAT-E 360i/8 RW WIELAND GST EP10427862		2,5 - 5 m	IP20	1				1	1	Mobil-PDi/MDi ESY-Pen	
	MD-FLAT 360i/8 RB EP10428074	MD-FLAT 360i/8 SB EP10428081		MD-FLAT-E 360i/8 RW WAGO WINSTA EP10424861		2,5 - 5 m	IP20	1				1	1	Mobil-PDi/MDi ESY-Pen	★
	MD-FLAT-L 360i/8 RW EP10428609					2,5 - 5 m	IP20	1				1	1	Mobil-PDi/MDi ESY-Pen	
BASIC SERIES – FULL ENERGY EFFICIENCY FOR A SMALL BUDGET															
	∅ 8 m, 360°	∅ 8 m, 360°	∅ 24 m, 360°	∅ 24 m, 360°	∅ 16 m, 180°										
															
230 V (ON/OFF)	MD 360i/8 Basic EB10430428	MD 360i/8 Basic SMB EB10430466	MD 360i/24 Basic EB10430862	MD 360i/24 Basic SMB EB10430909		8-3 - 5 m 24-3 - 10 m	IP40	1				1	1	Mobil-PDi/MDi ESY-Pen	
	MD 360i/8 Basic EB10430404	MD 360i/8 Basic SMB EB10430497	MD 360i/24 Basic EB10430848	MD 360i/24 Basic SMB EB10430886		8-3 - 5 m 24-3 - 10 m	IP40	1				1	1		
					MD 180i/16 Basic EB10430459	1,1 - 2,2 m	IP40, IP44 with cover or surface mounted box	1				1	1	Mobil-PDi/MDi ESY-Pen	

PRESENCE DETECTORS




INDOOR

Ceiling detectors






Wall detectors

Installation height
Protection type
Multi-sensors
Light channel switching/regulating
HVAC channel switching
Switching output (relay)
Push button input
Remote control
New product

ATMO SERIES – MULTISENSOR TECHNOLOGY FOR OPTIMAL ROOM CLIMATE

	∅ 8 m, 360°	∅ 8 m, 360°	∅ 8 m, 360°								
											
KNX	PD-ATMO 360i/8 O KNX EP10427220	PD-ATMO 360i/8 A KNX EP10427206	PD-ATMO 360i/8 T KNX EP10427213		3 - 5 m	IP20	Microphone, temperature, humidity (O & A), VOC (O)	2	1		Mobil-PDi/User ESY-Pen

COMPACT SERIES – MULTI-CHANNEL CONTROL IN UNIFORM DESIGN









	∅ 8 m, 360°	∅ 24 m, 360°	∅ 32 m, 360°	32 m (elliptical), 360°	∅ 16 m, 180°								
													
	PD-C 360i/8 EP10425059	PD-C 360i/24 EP10428067	PD-C 360i/32 EP10427756	PD-C 360i/32 Corridor EP10428180		8-3-5 m 24/32-3-10 m 40-3-15 m	IP20, IP54 with surface-mounted box	1		1	1	Mobil-PDi/MDi ESY-Pen	★
	PD-C 360i/8 WAGO WINSTA EP10424823	PD-C 360i/24 WAGO WINSTA EP10424830		PD-C 360i/32 Warehouse EP10423062		8-3-5 m 24-3-10 m 40-3-15 m	IP20, IP54 with surface-mounted box	1		1	1	Mobil-PDi/MDi ESY-Pen	★
	PD-C 360i/8 MIC EP10425882					3 - 5 m	IP20, IP54 with surface-mounted box	•	1		1	Mobil-PDi/MDi ESY-Pen	
		PD-C 360i/24 DRY EP10425707				3 - 10 m	IP20, IP54 with surface-mounted box		1		2	Mobil-PDi/MDi ESY-Pen	
230 V (ON/OFF)	PD-C 360i/8 plus EP10425042	PD-C 360i/24 plus EP10425288	PD-C 360i/32 plus EP10427763			8-3-5 m 24/32-3-10 m	IP20, IP54 with surface-mounted box		1	1	2	Mobil-PDi/MDi ESY-Pen	
		PD-C 360i/24 DUOplus-FM EP10426803				3 - 10 m	IP20		2	1	3	Mobil-PDi/Plus ESY-Pen	
		PD-C 360i/24 DUOplus-SM EP10426810				3 - 10 m	IP20		2	1	3	Mobil-PDi/Plus ESY-Pen	
	PD-C 360i/8 Slave EP10055379	PD-C 360i/24 Slave EP10055386	PD-C 360i/32 Slave EP10427770			8-3-5 m 24/32-3-10 m	IP20, IP54 with surface-mounted box						
230 V DIM (1-10 V)	PD-C 360i/8 DIM EP10426711	PD-C 360i/24 DIM EP10426704				3 - 5 m	IP20, IP54 with surface-mounted box			1	1	Mobil-PDi/Plus ESY-Pen	
		PD-C 360i/24 DIMplus EP10425301				3 - 5 m	IP20, IP54 with surface-mounted box		1	1	1	Mobil-PDi/Plus ESY-Pen	
12-36 V (AC/DC)	PD-C 360i/8 UC EP10427312	PD-C 360i/24 UC EP10427329				3 - 5 m	IP20, IP54 with surface-mounted box		1	1	1	Mobil-PDi/MDi ESY-Pen	
				PD-C 180i/16 UC EP10427305		1,1 - 2,2 m	IP20, IP44 with cover or surface-mounted box		1	1	1	Mobil-PDi/MDi ESY-Pen	
DALI	PD-C 360i/8 DUO DALI EP10427442	PD-C 360i/24 DUO DALI EP10427459	PD-C 360i/32 DUO DALI EP10427787			3 - 5 m	IP20, IP54 with surface-mounted box		2	2 (with SW DALI)	2	Mobil-PDi/DALI ESY-Pen	
DALI-2	PD-C 360i/8 BMS DALI-2 EP10428203	PD-C 360i/24 BMS DALI-2 EP10428210	PD-C 360i/32 BMS DALI-2 EP10424885			3 - 5 m	IP20		16	1	1	1	★
	PD-C 360i/8 KNX UP EP10427404	PD-C 360i/24 KNX UP EP10427428	PD-C 360i/32 KNX EP10427794			3 - 5 m	IP20, IP54 with surface-mounted box		2	2	1	Mobil-PDi/User ESY-Pen	
				PD-C 180i KNX EP10426445		1,1 - 2,2 m	IP20, IP44 with cover or surface-mounted box	•	1	1	1	Mobil-PDi/User ESY-Pen	
KNX				PD-C 180i/16 Touch KNX EP10460104		1,1 - 2,2 m	IP20, IP44 with cover or surface-mounted box	•	1	1	1	Mobil-PDi/User ESY-Pen	
		PD-C 360i/24 KNX ECO UP EP10427435				3 - 10 m	IP20, IP54 with surface-mounted box		2			Mobil-PDi/User ESY-Pen	
				PD-C 180i KNX ECO EP10426452		1,1 - 2,2 m	IP20, IP44 with cover or surface-mounted box		2			Mobil-PDi/User ESY-Pen	
ELC	PD-C 360i/8 ELC EP10427602	PD-C 360i/24 ELC EP10427619				3 - 5 m	IP20, IP54 with surface-mounted box		4	2 (with SW DALI)		ESY-Pen	

PRESENCE DETECTORS








INDOOR

Ceiling detectors









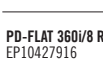








COMPACT EXPRESS SERIES – SPECIAL DESIGN FOR SYSTEM CEILINGS

	Ø 8 m, 360°	Ø 8 m, 360°	Ø 24 m, 360°	Ø 24 m, 360°	Installation height	Protection type	integrated acoustic sensor	Light channel switching	Light channel regulating	HVAC channel switching	Switching output (relay)	Push button input	Remote control	New product
230 V (ON/OFF)					8.3 - 5 m 24.3 - 10 m	IP40	1				1	1	Mobil-PDi/MDi ESY-Pen	
					8.3 - 5 m 24.3 - 10 m	IP40	1				1	1	Mobil-PDi/MDi ESY-Pen	
					8.3 - 5 m 24.3 - 10 m	IP40	1				1	1	Mobil-PDi/MDi ESY-Pen	

COMPACT MINI SERIES – QUALITY SENSORS IN THE SMALLEST FORMAT

	Ø 6 m, 360°	Ø 8 m, 360°	Ø 12 m, 360°	Installation height	Protection type	integrated acoustic sensor	Light channel switching	Light channel regulating	HVAC channel switching	Switching output (relay)	Push button input	Remote control	New product
230 V (ON/OFF)				3 - 5 m	IP55	1				1	1	Mobil-PDi/MDi Mobil-RGi-M ESY-Pen	
				3 - 5 m	IP55								
				3 - 5 m	IP55	1				1	1	Mobil-PDi/MDi ESY-Pen	
230 V DIM (1-10 V)				3 - 5 m	IP55		1			1	1	Mobil-PDi/MDi ESY-Pen	
12-36 V (AC/DC)				3 - 5 m	IP55	1				1	1	Mobil-PDi/User Mobil-PDi/plus ESY-Pen	
DALI				3 m	IP55	1	1			1	1	Mobil-PDi/Dali Mobil-PDi/User ESY-Pen	
KNX				3 - 5 m	IP55	1				1	1	Mobil-PDi/MDi ESY-Pen	

FLAT SERIES – ENERGY EFFICIENCY IN ELEGANT, FLAT DESIGN

	Ø 8 m, 360°	Ø 8 m, 360°	Ø 8 m, 360°	Ø 8 m, 360°	Installation height	Protection type	integrated acoustic sensor	Light channel switching	Light channel regulating	HVAC channel switching	Switching output (relay)	Push button input	Remote control	New product
230 V (ON/OFF)					2.5 - 5 m	IP20	1				1	1	Mobil-PDi/MDi ESY-Pen	
					2.5 - 5 m	IP20	1				1	1	Mobil-PDi/MDi ESY-Pen	★
					2.5 - 5 m	IP20	1				1	1	Mobil-PDi/MDi ESY-Pen	
DALI					2.5 - 5 m	IP20		1			1	1	Mobil-PDi/Dali ESY-Pen	
					2.5 - 5 m	IP20		1			1	1	Mobil-PDi/Dali ESY-Pen	
KNX					3 - 5 m	IP20		1			1	1	Mobil-PDi/User ESY-Pen	
					3 - 5 m	IP20		1			1	1	Mobil-PDi/User ESY-Pen	
					3 - 5 m	IP20		1			1	1	Mobil-PDi/User ESY-Pen	


Topseller

- WH = white
- BK = black
- BR = brown
- SST = stainless steel effect
- RD = round
- SQ = square


PRESENCE DETECTORS INDOOR

Ceiling detectors	Wall detectors	Installation height	Protection type	integrated acoustic sensor	Light channel switching	Light channel regulating	HVAC channel switching	Switching output (relay)	Push button input	Remote control	New product
-------------------	----------------	---------------------	-----------------	----------------------------	-------------------------	--------------------------	------------------------	--------------------------	-------------------	----------------	-------------

FLAT MINI SERIES – SAVES ENERGY WITHOUT BEING NOTICED






ø 8 m, 360°												
												
DALI	PD-FLAT 360i/6 mini DALI EP10427503					3 m	IP55		1	1	1	Mobil-PDI/Dali Mobil-PDI/User ESY-Pen

BASIC SERIES – FULL ENERGY EFFICIENCY FOR A SMALL BUDGET

ø 8 m, 360°		ø 8 m, 360°		ø 24 m, 360°		ø 24 m, 360°								
														
230 V (ON/OFF)	PD 360i/8 Basic EB10430435		PD 360i/8 Basic SMB EB10430473		PD 360i/24 Basic EB10430879		PD 360i/24 Basic SMB EB10430916		8.3 - 5 m 24: 3 - 10 m	IP40	1	1	1	Mobil-PDI/MDi ESY-Pen
	PD 360/8 Basic EB10430411		PD 360/8 Basic SMB EB10430480		PD 360/24 Basic EB10430855		PD 360/24 Basic SMB EB10430893		8.3 - 5 m 24: 3 - 10 m	IP40	1	1	1	
	PD 360i/8 Basic ELC EB10431357								3 - 5 m	IP40	1	1	1	ESY-Pen ★
KNX	PD 360/8 KNX Basic EB10430442								3 - 5 m	IP40	1	1	1	ESY-Pen

Remote controls

ACCESOIRES

ESY-Pen	Mobil-PDI/MDi	Mobil-PDI/Plus	Mobil-PDI/Dali	Mobil-PDI/User	
					
For remote-controlled detectors	For detectors PD/MD-C, PD/MD-CE, PD/MD and MD/PD FLAT	For 1-10V dimmable detectors	For DALI dimmable detectors	End user remote control for many detectors PD-C and PD	★
EP10425356	EM10425509	EM10425530	EP10425899	EM10425547	

DEFENSOR IS **ESY** BECAUSE IT SIMPLY OFFERS MORE PROTECTION

NEW TIME-DEPENDENT
OPERATING MODES

SAFE AND INTELLIGENT OUTDOOR LIGHTING CONTROL
WITH MOTION DETECTORS AND TWILIGHT SWITCHES FROM
THE DEFENSOR SERIES






MOTION DETECTORS



OUTDOOR

Ceiling and wall detectors	Wall detectors	Installation height	Protection type	integrated acoustic sensor	Light channel switching	Light channel regulating	HVAC channel switching	Switching output (relay)	Push button input	Remote control	New product
----------------------------	----------------	---------------------	-----------------	----------------------------	-------------------------	--------------------------	------------------------	--------------------------	-------------------	----------------	-------------

RC SERIES – RELIABLE DETECTION FOR FLEXIBLE USE




	∅ 20 m, 130°	∅ 40 m, 230°	∅ 40 m, 280°							
										
	RC 130i white EM10015014	RC 230i white EM10015311	RC 280i white EM10015717	2,5 - 4 m	IP54	1		1		Mobil-RCi Mobil-RCi-M ESY-Pen
230 V (ON/OFF)	RC 130i black EM10015212	RC 230i black EM10015519	RC 280i black EM10015915	2,5 - 4 m	IP54	1		1		Mobil-RCi Mobil-RCi-M ESY-Pen
		RC 230i stainless steel appearance EM10015618		2,5 - 4 m	IP54	1		1		Mobil-RCi Mobil-RCi-M ESY-Pen
	RC 130i brown EM10015113	RC 230i brown EM10015410	RC 280i brown EM10015816	2,5 - 4 m	IP54	1		1		Mobil-RCi Mobil-RCi-M ESY-Pen
12-36 V (AC/DC)		RC 230i UC white EM10015649	2,5 - 4 m	IP54	1		1			Mobil-RCi Mobil-RCi-M ESY-Pen
KNX		RC 230 KNX white EM10015472	2,5 - 4 m	IP54	1		1			

DEFENSOR SERIES – SIMPLY OFFERS MORE PROTECTION

	∅ 24 m, 200°	∅ 40 m, 230°	∅ 40 m, 280°							
										
230 V (ON/OFF)	DEFENSOR MD 200° 24 IR 1C IP55 WH EM10025358	DEFENSOR MD 230° 40 IR 1C IP55 WH EM10025372	DEFENSOR MD 280° 40 IR 1C IP55 WH EM10025396	200°: 3-5 m 230°: 3-6 m 280°: 3-6 m	IP55	1		1		ESY-Pen ★
	DEFENSOR MD 200° 24 IR 1C IP55 AN EM10025365	DEFENSOR MD 230° 40 IR 1C IP55 AN EM10025389	DEFENSOR MD 280° 40 IR 1C IP55 AN EM10025402	200°: 3-5 m 230°: 3-6 m 280°: 3-6 m	IP55	1		1		ESY-Pen ★

MD SERIES – MODERN SENSORS EASILY INSTALLED

MD-W SERIES – FUNCTIONALITY MEETS DESIGN




	∅ 12 m, 120°	∅ 20 m, 200°	∅ 20 m, 200°							
										
230 V (ON/OFF)	MD 120 white EM10025211	MD 200 white EM10025310		2,5 m	IP44	1		1		
	MD 120 black EM10025235	MD 200 black EM10025334		2,5 m	IP44	1		1		
	MD 120 brown EM10025228	MD 200 brown EM10025327		2,5 m	IP44	1		1		
230 V (ON/OFF)			MD-W 200i white EM10041006	2,5 m	IP55	1		1		Mobil-RCi Mobil-RCi-M ESY-Pen
			MD-W 200i black EM10041020	2,5 m	IP55	1		1		Mobil-RCi Mobil-RCi-M ESY-Pen

BASIC SERIES – FULL ENERGY EFFICIENCY FOR A SMALL BUDGET

	∅ 20 m, 180°	∅ 20 m, 180°								
										
230 V (ON/OFF)	MD 180 Basic white EM10055089	MD 180 Basic L white EM10055508		2,5 - 3 m	IP44	1		1		
	MD 180 Basic black EM10055096	MD 180 Basic L black EM10055515		2,5 - 3 m	IP44	1		1		

Remote controls

ACCESORIES

ESY-Pen	Mobil-RCi	Mobil-RCi-M	
			★
For remote-controlled detectors	For outdoor detectors RCi	End user remote control for detectors RCi, MD-W, PD/MD-C mini	
EP10425356	EM10016004	EM10016011	

PERFORMANCE FOR SIMPLICITY

ESYLUX GmbH | info@esylux.com | www.esylux.com